



- Some new routes need more traffic to clean or to confirm grade, and they are suggested for very experienced climbers only. Both belayer and climber are strongly urged to wear **helmets**.
- **BEWARE: ON ALL NEW ROUTES THERE IS ALWAYS THE POSSIBILITY OF LOOSE ROCK!**
- **Routes** are listed from left to right. **Crags** are listed in the order in which they appear in the Kalymnos guidebook (they are NOT listed alphabetically)
- For **new crags** not in the latest guidebook edition (2010): some info & approach instructions are included below.
- For new routes at **older crags** (included in the 2010 guidebook): routes are listed from left to right and they are numbered according to the existing numeric order in the guidebook. For example: route 'Early Bird' at sector *Odyssey* is to the right of route '3.Mythos'. So the new route is listed as '3.1 Early Bird'.
- All feedback and comments on new routes is much appreciated. Please [email us](#).

GUIDEBOOK PROCEEDS & THE CLIMB KALYMNOS BOLTING/REBOLTING SUPPLY:

Every year, the amount of €3000-€5000 has been used to fund the Climb Kalymnos Bolting/Rebolting Supply. This amount is put aside from guidebook proceeds every year to buy bolts, hangers and lower-offs for the voluntary rebolting of routes on Kalymnos. The Climb Kalymnos supply of bolts, hangers and lower-offs is custom-made by *AustriAlpin* for Kinobi and it is 316L stainless-steel, 12mm. The vast majority of the bolting/rebolting supply is used to rebolt older routes in need of maintenance. A very small percentage of these bolts is used to put up new lines, as we believe the focus on Kalymnos should shift from new routing to protecting and rebolting older climbs. The volunteers involved in rebolting routes on Kalymnos make every effort to check the overall condition of crags; but with so many routes, the feedback of other climbers is vital. Please help prioritize which routes to rebolt by [e-mailing us](#) the name of the route, climbing sector, approximate number of bolts in need of replacement, and the date when you noticed any weakened anchors.

WANT TO HELP WITH REBOLTING? If you are an experienced route equipper and would like to give back to Kalymnos by "adopting" and rebolting a route, we would love to hear from you! Please get in touch and we will help you by providing a list of routes in need of adoption and all the necessary hardware. (For more info on **route maintenance / rebolting** please visit <http://climbkalymnos.com/climbing/#anchor>)

RESCUE: Since late 2013 Kalymnos has a very competent Rescue Team, which has already been summoned on several occasions and it is, by general consensus, vitally important for climbers on Kalymnos. Rescue services cost anywhere between 15 EUR – 80 EUR with the Rescue Card, which also offers cardholders a variety of discounts at restaurants, hotels, and the Kos-Kalymnos ferry, among others. The Kalymnos Rescue Service also accepts donations. For more information, to buy the Rescue Card, or to make a donation to the Kalymnos Rescue Service you can [email the Rescue Team](#), visit their [website](#), call +30 22430 47095, or stop by the Rescue Office on the ground level of Oasis Hotel in Masouri.

IN CASE OF AN ACCIDENT: Dial the universal emergency number (112) or the Kalymnos Rescue Service (+30 22430 47095) and be prepared to provide the following info:

- WHO:** First and last name, telephone number
- WHAT:** Nature of accident, number of injured, severity of accident (please describe injuries as accurately as possible)
- WHERE:** Place, spot, sector
- WHEN:** Time of accident

EMERGENCY NUMBERS

Universal Emergency Number: 112
 Kalymnos Rescue Service: +30 22430 47095
 Ambulance +30 22430 23025

ATTENTION! AVOID THE ROUTES HIGHLIGHTED IN YELLOW. IT IS POSSIBLE THAT THE BOLTS USED IN THESE ROUTES ARE BAD QUALITY (RECALLED BY THE MANUFACTURER, ROCKLAND) AND THAT THE ROUTES ARE DANGEROUS TO CLIMB. UNTIL THESE ROUTES ARE CHECKED AND RE-BOLTED, PLEASE DO NOT CLIMB.

For more info, please see [this older post](#).

• SECTOR: STYX (page 42)

ATTENTION! YELLOW ROUTES. SEE NOTE ON PAGE 1 RE: POTENTIALLY BAD BOLTS.

0.1	Charlys Cat		6a+	25 m	Olive
1.1	Meckerfritze		6b	25 m	Olive
1.2	SFH	6b+	26 m		Olive
1.3	Kalite 3*	6c+	32m		Olive
1.4	Aquila 3*	6b+	33m		Olive
1.5	Babele 3*	6c+	34m		Olive
3.1	Stamina	6c	25m		Olive
8.1	New ?	7a	22m		
42.1	Murmelbahn	6c+	25m		Francois Guillot
54.1	Circus	7a+	35m		Emporios Portal
54.2	Ingo	6b	25m		Emporios Portal
54.3	No Exit	6a+	45m		Emporios Portal
54.4	Metro	6a+	47m		Emporios Portal

• SECTOR: Kastri (page 52)

27.1	Wasp	5b	20m		Kastri
------	------	----	-----	--	--------

• SECTOR: Palace (page 58)

10.1	Universum	7b+	23m		Thalassa
------	-----------	-----	-----	--	----------

• SECTOR: SIKATI CAVE (page 64)

29.1	Dropzone 3*	6c+	25m		
29.2	Happy Boyfriend	2*	6a+	20m	

• SECTOR: PALIONISOS (page 72)

Subsectors: Red Wall

0.1	Laius 2*	6a+	20m		
0.2	Max 2*	6c	28m		
0.3	Jocasta 3*	7b	30m		
3.0	Oedipus 1*	6b+	30m		
3.2	Paola 1*	6b	30m		
3.3	Ratgnagna 3*	6a+	30m		
3.4	Luis Attack 2*	6b	30m		

3.5	Hiro	2*	6b	30m		
3.6	Tom Pouce	2*	6a+	30m		
3.7	Meister Proper	2*	6a+	30m		
3.8	Angis Singing	2*	6b+	26m		
4.1	Ma Tante Dayie	♪	6c	30m		
4.2	Brad Spit	3*	7a+	30m		
4.3	Rhâ ma Dent	2*	6c+	30m		
4.4	Flipper	3*	7a	30m		
4.5	Os Court	3*	7a+	30m		
4.6	Scorpion	3*	6c	30m		
6.1	Come un Cane Senza Balle	2*		7a	30m	

• SECTOR: PALIONISOS BAY

Palionisos Bay is a new sector overlooking the beach and the small hamlet. **Approach:** Follow the road going from Masouri to Emporios. At the village of Skalia, turn off towards Palionisos. Go to the end of the road and follow the dirt road, passing taverna 'Nikolas'. Before the beach, turn left to taverna 'Ilias' and park at the taverna's parking lot at the end of the road. From there continue along a fence; then scramble up the hill to the obvious crag with the orange roof. **Walking time:** 5-10 min. More: <http://climbkalymnos.com/?p=5880>

1	Evagelia	3*	6a	20m	Paradise beach
2	Elena	3*	6a+	20m	Paradise beach
3	Startschuss	3*	5c	20m	Paradise beach
4	Hanetti	3*	6a	20m	Paradise beach
5	Schwarte	3*	6a	20m	Paradise beach
6	Sharp	2*	6b	20m	Paradise beach
7	Hope	3*	6a	30m	Paradise beach
8	Ilias	3*	6b+	27m	Paradise beach
9	Sorry	3*	6a+	25m	Paradise beach
10	Kalidonis	3*	6a	25m	Paradise beach
11	Pockets	3*	6a+	25m	Paradise beach
12	Nikolas	3*	6a	23m	Paradise beach
13	Bay	2*	6a	20m	Paradise beach
14	Henkelparade	2*	5b	30m	Main Wall
	(Jug Parade)				
15	Teardrop	2*	6c	30m	Main Wall
16	Matze alive	2*	6c+	21m	Main Wall
17	Wiesel	2*	6b+	25m	Main Wall
18	Iltis	2*	6b	25m	Main Wall
19	Iltis ext.	1*	7a	30m	Main Wall
20	Baden Mit und Ohne	3* 7a		30m	Main Wall
21	Novembersonne	3* 7b		30m	Main Wall
22	67	3*	6b+	30m	Main Wall
23	Fingerpull	2*	6a+	30m	Main Wall
24	British Pubbull	2*	5c+	30m	Main Wall
25	No Sprit, No Station	2* 5c		30m	Main Wall
26	Corax	3*	5b	30m	Main Wall
27	Colchicum Autumnale	3* 5a		30m	Main Wall
28	TakTakTak	3*	4b	30m	Main Wall
29	Rocco	2*	4c	25m	Main Wall

• SECTOR: THE BEACH (page 74)

0.1	Starfish		5a	22m	
0.2	Sailor		6a	23m	
0.3	Goat Memorial	2*	5b	25m	
0.4	Sea Urchin		6a	20m	
0.5	Family Business	2*	5b	25m	
7.1	Four Years	3*	7c?	20m	
8.1	Where are my bolts?	2*	6b+	18m	
8.2	Levante	2*	6b	20m	
8.3	Bronchitos	2*	6a	18m	
8.4	Koumanto	1*	4c	15m	
8.5	Sweet Remy	1*	5a	25m	
8.6	Tomboy (right 50m)	3*	6b+/6c	25m	
8.7	Karpouzi (right 50m)	3*	5c+	20m	

• SECTOR: SECRET GARDEN

An important recent addition to Kalymnos climbing, already widely considered a major crag on the island. **Approach:** Go to Skalia village and take the road over the col toward Palionisos (as for sectors Sikati and The Beach). Drive past the parking spot for Sikati and continue down the winding road; park as for The Beach sector (where the paved road intersects a short dirt road on the left leading to a small clearing). Walk down the dirt road to the clearing and continue NE to the col. The path is clearly visible and marked with cairns and blue paint. Go over the col, then down and rightwards into a small ravine. Don't worry if you can't see the cliffs yet. Keep following the blue paint around the hill and to the right. Once you get around the small escarpment on your right, the cliff reveals itself down to the right. **Walking time:** 25 min.

More info: <http://climbkalymnos.com/?p=6715>

1	Parthenon	2*	5c	25m
2	Pantremenos	3*	5c	25m
3	Roofianos	1*	6b	18m
4	Kalolimnos	3*	6a+/b	20m
5	Nissos Pita	2*	6b+	25m
6	Achinos	2*	6a+	25m
7	Ricci di Mare	2*	6b+	28m
8	Luca e Betty (first bolts removed)			18m
9	Luca e Betty Ext			28m
10	Baglamas	3*	7a+	20m
11	Sam Suffit	3*	7a	20m
12	Markoutsi	3*	7b	25m
13	Magioros	3*	6c+	25m
14	Remetzo	3*	6c	20m
15	Bratsera	3*	6c	20m
16	Margarita	3*	6c	20m
17	Dirlanda	3*	7b (+)	25m
18	Syrtaki Lessons	3*	7c+	25m
19	Savina	3*	7c+	25m
20	Chien Jaune	3*	7b+	35m
21	Half Job	2*	7b+	30m
22	Pomponpidoux	3*	7b	30m
23	Route 69	3*	7b+	30m
24	Melodrama	3*	6c+	25m
25	Frapogalo	3*	6c	25m
26	Ballos	2*	7a+	25m
27	Adolfahaut	2*	7a+	25m
28	Ikariotikos	3*	7b	25m
29	Ricounet	3*	7a	25m
30	Crisis	3*	7a	25m
31	Princesse Marine	3*	7c+	25m
32	L'insoutenable	2*	7b	25m
	légèreté de l'être			
33	Tricky Katie	3*	7a (+)	22m
34	Apocalypse	3*	6c+	20m
35	The Floodgates Part 1	2*	6c+	18m
36	The Floodgates	3*	8a+	40m
37	Stigma	3*	7b	20m
38	Khaos (Stigma ext.)	3*	8b+	40m
39	Bourre Mais pas Pleine	3*	7b+	40m
40	The Silence of the Abyss	3*	8a+	38m
41	Abyssos	3*	8b/b+	38m
42	Puffa Puffa Puffa	2*	7c	30m
43	Dogma	3*	7c+	30m
44	Narcissus	3*	8a	30m
45	Kaly Diva	3*	7c (+)	30m
46	Play Buzuki	3*	7c+/8a	30m
47	Mayumba	3*	7a (+)	25m
48	Mayumba Ext	1*	7c	30m
49	Hyper	3*	6c+	15m
50	Ymer	2*	6b	15m
51	Extra	2*	6c+	18m

• **SECTOR: PROPHITIS ANDREAS**

A new major sector at the long cliff on the skyline above Skalia village. Mostly wall climbing on high- quality gray rock. Great view.

Approach: Drive on the road to Palionisos and park at the highest point, opposite the chapel. Follow an old trail going East, on the far (Palionisos) side of the ridge. **Walking time:** 20 min.

1	No Credit	5a	18m	
2	Cerasidur	6b+	18m	
3	Pax Alsaciana	7b+	15m	
4	Kalidonis	?	18m	
5	Capogiro	?	20m	
6	Gruviera	8a	25m	
7	To Taksidi	7c	20m	
8	Torcicollo	7c+	27m	
9	Nemo Propheta in Patria	1*	7b	30m
10	Senza Sosta	7b	30m	
11	Calliopi	7a+	30m	
12	Helleni	2* 7a+	30m	
13	Prophet Andreas	J	7a	32m
14	Le Talent3*	6c+	38m	
15	Pame Roger	3*	6b+	28m
16	Pame Roger ext.	2*	6c	38m
17	Pame Hilti		7a	30m
18	Bonjour Vieillesse		6b+	25m
19	Damocles is Watching you	3*	6a+	37m
20	L' Armee Du Prophete	3*	6b	25m
21	L' Armee Du Prophete extension	2*	6b+	37m
22	Thavmasia	2*	5c+	25m
23	The Lords	3*	6a+	37m
24	Cima Piccola	2*	6a	37m
25	Le retour du Stratege back		6a	37m
26	Tyche	3* 6a+	37m	
27	Philotimia3*		6b	25m
28	Rien dans la tete	3*	7a	20m
29	Tsopanakos		7b	30m
30	Ephemere Eternite	2*	6c	36m
31	Le Combat des Chefs	3*	7a	40m
32	Save the Forest		6b	38m
33	Just Bolted		6a+	37m
34	Pour notre ami Christian		6a	35m
35	No extension		5b	35m
36	Serial Driller		5c+	35m
37	Lavraki	5c+	35m	
38	Ya de la Pomme		6a+	30m
39	Y a autre chose Roger		6c	28m
40	Roger de l' Ill		6c+	90m

• **SECTOR: ELEPHANT SLIDE**

A new sector near the pass to Palionisos. Approach: From the parking lot to sector Profitis Andreas you can see the cliff 500m to the east. Follow a goat path on the same level as the parking to a hidden tree (400m). After that, ascend to the rock. Lots of shade and good for beginners. **Walking time:** 15 min

1	Herd	4c	18m	East Side	
2	Hip		6a	17m	
3	Backside		5c	22m	
4	Elephant Slide	2*	4a	23m	
5	Mamut	2*	4c	23m	
6	Jumbo	2*	5a	15m	
7	Trunk	1*	5b	13m	
8	Safari	1*	5b	13m	
9	Thick Skin		1*	5a	14m
10	Dryness	1*	4c	15m	
11	Stubborn 1+		5a	21m	
12	Wedel Ear	1*	6b	20m	
13	Hip	2*	6a	20m	
14	Backside	2*	5c	22m	
15	Tail		5a	17m	

16	Trumpet	1*	5a	20m
17	Push Tooth	1*	4c	20m
18	Ivory	1*	4a	21m
19	Bumpkin		5a	17m

• **SECTOR: SKALIA** (page 76)

Subsectors: Hotel California, Skalia Balcony, Skalia Cave

• **HOTEL CALIFORNIA**

A gray slab between sectors Skalia & Ghost Kitchen. **Approach:** same as for Skalia Pillar (07, p.76 in guidebook), but after a small gully don't go upwards; instead follow the cairns to traverse the hill. Past Skalia Pillar and another small gully, the cairns lead up to the crag. **Sun:** same as for Skalia Pillar. **Walking time:** 20 min.

1	Eagle		5b	24m
2	Noserl	1*	5a	25m
3	Morro	2*	5b	25m
4	Spooky	0*	4c	22m
5	Jim	2*	5c	22m
6	Stately Pleasure Dome	1*	5c	22m
7	Love and Haight	1*	6a/6a+	22m
8	Quarter Dome	1*	5b	25m
9	Tuolumne knobs	1*	5a	25m
10	Les Blablas	1*	6a	20m
11	Moitié-moitié	1*	5c/6a	20m

• **SKALIA BALCONY**

New crag between sectors Skalia Pillar and Ghost Kitchen, to the right and above sector Hotel California. Perfect grey wall with small pockets and long routes. **Approach:** From the left side of sector Ghost Kitchen, traverse left. **Walking time:** 10 min. Alternatively; walk directly up from the road at the level of the colorful house 50m after the parking area of Ghost Kitchen (20-25 min.)

12	L'abri-côtine	3*	7a+	40m
13	La p'tite arvine	3*	6c+	40m
14	La moussa kaka	2*	6c+	40m
15	La fête pipi	2*	6b+	34m
16	Double salchow	2*	6c	40m
17	New route?		?	
18	Haute Pierre	2*	6b	34m
19	Gelleretti	2*	6a	24m
20	Singha	2*	6a	30m
21	Chang	2*	6a	26m
22	Leo	2*	6a	26m
23	Kô-Tao	2*	6a	25m
24	Lune de miel	1*	6b+	38m

• **SKALIA CAVE**

The 2013 TNF testing crag is situated between sectors Skalia Balcony and Ghost Kitchen. Right side it is in the shade in the morning (until 13.00 in summer) and left side in the shade in the afternoon. **Approach:** Park at the level of the colorful house 50m after the parking area of Ghost Kitchen. Walk directly up for 50m on the concrete road of the house, turn left and then right after the fence. The steep uphill path is going up between the two old olive trees following the cairns. **Walking time:** 20 min. Alternatively, from the left side of sector Ghost Kitchen, traverse left. Time: 10 min (plus 20 min for access Ghost Kitchen).

25	The Fridge		7b+	
26	The Oven		7b+	
27	Sweet Balls	3*	8b	
28	Indar Gorri	2*	7c+	
29	Shoot	2*	7c	
30	Don't Call me Greasy 3*		8b	
31	Don't Cry 'til it's Over		7c+	
32	The Hesitaters		7c+	
33	Klesha		8c+	
34	Match Point		3*	8b
35	The Alchemist		7b	

36	Do First, Talk Later	7b+
37	Skin on my Left	8a
38	The Unexpected Journey	7c+/8a
39	Don't Touch my Balls	8b
40	KFC	7c+
41	Le Jeu des Perles de Verre	7c+
42	Banana Party ♪	8a+

• **SECTOR: GHOST KITCHEN** (page 80)

13.1	Sea Side 2*	5c+	25m	Left Wall
13.2	Weissmatten 2*	5c	25m	Left Wall
25.1	Ghost Rider 3*	7b+	40m	Main Wall
28.1	Dafni extension	8c?	37m	Main Wall
28.2	Fantasma3*	7b+	30m	Main Wall
34.1	Tchao Regina 2*	6b	36m	Main Wall
35.1	Casimir 5a	20m		Lower Right Slab
42.1	Tahar ta gueule	7a	40m	Far Right Wall
42.2	Hara Kiri	6c+	40m	Far Right Wall
42.3	7 à c	6c+	35m	Far Right Wall
42.4	A.C. d'essais 3*	6c	35m	Far Right Wall
42.5	Pourquoi Paniquer? 7a		40m	Far Right Wall
42.6	L' ange at le Bac 3* 6c		40m	Far Right Wall
42.7	Zyva 3*	6b	40m	Far Right Wall
42.8	Oh my Gosh! 3*	6a+	37m	Far Right Wall
42.9	Sacray's / Price 2*	6a	32m	Far Right Wall
42.10	Witch 2*	6a	25m	Far Right Wall

• **SECTOR: CAVE** (page 86)

0.1	Rifugio Bozano	2*	7b/7b+	Far Left Wall
0.2	BOH (unfinished)	?		Far Left Wall
0.3	Buon Giorno	3*	6c	Far Left Wall
0.4	Playground	6b	16m	Far Left Wall
0.5	Slide	4a	21m	Far Left Wall
10.1	Aragorn 2*	5b	22m	Main Cave
18.1	Golden Eye 1*	5b+	18m	Main Cave
18.2	Zizanie 3*	6b+	33m	Main Cave
22.1	Cat Walk 2*	6a+	18m	Main Cave
23.1	Sleepwalker1*	5c	25m	Main Cave

• **SECTOR: GALATIANI** (page 90)

19.1	La Perceuse a dede	7a	30m	
------	--------------------	----	-----	--

• **SECTOR: BLACK FOREST** (page 94)

0.1	Game 3*	4c	32m	
0.2	Play 3*	5a	30m	
1.1	Für Betta 3*	6a	25m	

• **SECTOR: NOUFARO** (page 96)

10.1	Schwert	7b+	30m	Upper Left
10.2	Fibula	8b	20m	Upper Left
10.3	Octopus	8?	20m	Upper Left
10.4	Le pas facile	8b?	20m	Upper Left
10.5	Amédé the stuiikerspin. 7c+		20m	Upper Left
10.6	Schild 2*	7c	35m	Upper Left
10.7	Myself not a fish	7c+?	25m	Upper Left
10.8	Myself not a fish Ext.	8?	30m	Upper Left
10.9	Opal	8a+?	30m	Upper Left
10.10	Harnisch ♪	6c+	35m	Upper Left
10.11	Mira (Recreation)2*	7b?	25m	Upper Left
12.1	Revue 3*	6a+	30m	Upper Left
12.2	Glaros Bar 2*	6a+	29m	Upper Left
12.3	Fis 2*	5c	30m	Upper Left
12.4	Fes 1*	5b	27m	Upper Left
12.5	Quarte 1*	4c	16m	
12.6	Quinte 2*	5a	16m	
21.1	Bolero	6a+	32m	
22.1	Spice	6b+	25m	

• **SECTOR: BELGIAN CHOCOLATES** (page 100)

0.1	Utah 2*	7a	30m	Dalle a Patouche
0.2	Pietro3 *	7b+(?)	35m	Dalle a Patouche
0.3	Grazie alla Vita 3*	7c	33m	Dalle a Patouche
0.4	Megalo Skilo 3*	7c	30m	Dalle a Patouche
0.5	Privi di Spirito	?	20m	Dalle a Patouche
0.6	Spaghetti Connection ?		20m	Dalle a Patouche
0.7	Punti di vista	?	25m	Dalle a Patouche
0.8	Myticon 2*	7b	20m	Dalle a Patouche
0.9	Pitaman 2*	6b+	20m	Dalle a Patouche
7.1	Plouf 1st Pitch 3*	6b	27m	Dalle a Patouche
14.1	Strange Tree Ext	7b	35m	Dalle a Patouche
15.1	Rock Shrimps Ext	7a	35m	Dalle a Patouche
16.1	Sharp Things Ext	7a	32m	Dalle a Patouche
16.2	Colibri 3*	6b+	25m	Dalle a Patouche
21.1	Sweetie 2*	6c	32m	Fotisi Wall
22.1	Gali-Gali 2*	6a+	35m	Fotisi Wall
22.2	Dix Corde 3*	6b	35m	Fotisi Wall
23.1	Goatfather 3*	6a+	30m	Fotisi Wall

• **SECTOR: ARHI** (page 104)

20.1	Simba & Zabur 3*	6a+	33m	Far Left Wall
25.1	Deimos Ext 2*	7a+	45m	Left Wall
27.1	Europa 3*	6a+	30m	Left Wall
28.1	Argonauti Ext 2*	6a	28m	Left Wall
32.1	Kotopoula (Ercole Ext)	7c+	40m	Left Wall
33.1	Diskolo-Ziwi (Ziwi Ext left)	8a	40m	Left Wall
33.2	Efkolo-Ziwi 3* (Ziwi Ext right)	7b+	37m	Left Wall
33.3	The Underlinks 3*	7a	40m	Left Wall
33.4	Galopoula	6c	30m	Left Wall
33.5	Galopoula Ext	7c	40m	Left Wall
34.1	Megala Kotopoula	7c	30m	Left Wall
34.2	Megala Kotopoula (1 st Ext)	8?	40m	Left Wall
34.3	Megala Kotopoula (2 nd Ext)	?	60m	Left Wall
34.4	Little Yosemite (Orgasme Ext)	8b+	40m	Left Wall
35.1	Alcionides Meres	8c+	30m	Troulos
46.1	Ne Pas Toucher à Ma Bite Ext	9?	42m	Troulos
88.1	Tropfen	5a	25m	Far Right
88.2	Regensburg 2*	5c	150m	Far Right
	Multipitch (5b 30m, 3a 20m, walk 5min, 5a 25m, 5b 25m, 5c 30m, 4b 20m).			

• **SECTOR: SEA BREEZE** (page 118)

ATTENTION! YELLOW ROUTES. SEE NOTE ON PAGE 1 RE: POTENTIALLY BAD BOLTS.

0.1	Melomakaronas	6c	35m	Great Canyon
0.2	Mystic Land	7a	35m	Great Canyon
0.3	Plastic Surgery Disaster	7b	32m	Great Canyon
0.4	Art in the air	7a	34m	Great Canyon
0.5	Vromikos	6c	33m	Great Canyon
0.6	Boulderhoelle	6b+	33m	Great Canyon
0.7	Hazouli 2*	6b	32m	Great Canyon
0.8	Hazouli Extension	1* 6c	38m	Great Canyon
0.9	Me ponai	6c	32m	Great Canyon
0.10	Rock Out	6c	20m	Great Canyon
0.11	Loubis's Angels	6b	20m	Great Canyon
0.12	Brave a New World 3* 5c+		30m	Great Canyon
0.13	Divine Comedie 2*	7a	20m	Great Canyon
0.14	Sex Pistols 2*	7a	15m	Great Canyon
0.15	Tzatziki + Sokolata 3* 7b		15m	Great Canyon
0.16	Beta Lambda 1*	7b+	15m	Great Canyon
0.17	Fasolada 1*	6a	12m	Pocket Wall
0.18	In Dubio 1*	6a	16m	Pocket Wall
0.19	Falakro 1*	5b+	16m	Pocket Wall
8.1	Swedish Blonde 2*	5a+	20m	Pocket Wall
15.1	Saphirniac	6b+	38m	Pocket Wall
30.1	Utopia 2*	6a	20m	Pocket Wall
30.2	Utopia Ext 3*	6b+	36m	Pocket Wall

30.3	Shark Teeth 0*	5b+	25m	Pocket Wall
30.4	Leonie's Smile 1*	5c+	25m	Pocket Wall
30.5	Noah's Arche 2*	5c	25m	Pocket Wall
34.1	Colissimo 2*	5a	30m	Left
34.2	Early Riser 1*	4b	20m	Left
34.3	Rhizarthrose 2*	5b	30m	Left
34.4	Windjammer 3*	6a+	30m	Left
34.5	Zoe 3*	6b+	30m	Left
34.6	Riko 2*	5c	30m	Left
34.7	Foutagio 2*	6a	20m	Left
34.8	National Day 3*	5b+	26m	Left
34.9	Babis 3*	6a+	24m	Left
34.10	Psarokatastasi 3*	6a	24m	Left
34.11	P'tit Loulous 2*	6b	35m	Right
34.12	Chute de Pierre 3* et de Paul	6c	40m	Right
34.13	Prisunic 3*	6b+	40m	Right
37.1	Tir ô Pigeons 2*	6b+	35m	Right
37.2	Tire Toit 3*	6b	37m	Right
39.1	Tire Doigts 3*	6b	35m	Right
39.2	Tire Bouchon 2*	6a	36m	Right
43.1	Selene Ext 2*	6a	40m	Right
43.2	Selene Ext 2 2*	6b	40m	Right
44.1	Hellas Ext 2*	6b+	40m	Right
44.2	Bleuet 1*	6a+	30m	Right
50.1	Fiona 1*	3	22m	Right
50.2	Beginnings 1*	3	22m	Right

• **SECTOR: ARGINONTA** (page 126)

Rock Round: new subsector 150m left of Holiday

0.1	Joy	5a	16m	Rock Round
0.2	Toy	5a	15m	Rock Round
0.3	Rock Round	6c	25m	Rock Round
0.4	Puzzle	7b+	26m	Rock Round
0.5	Study	7b	22m	Rock Round
0.6	Gaga	6a	25m	Rock Round
0.7	Donkey	6b+/c	24m	Holiday
0.8	Bolt Obsession 3*	4c	20m	Holiday
0.9	BB 3*	5a	20m	Holiday
0.10	Takis 3*	4a	16m	Holiday
0.11	Rebecca 2*	4c	20m	Holiday
0.12	No Blabla, Do It! 3*	4b	14m	Holiday
0.13	Mammut Step 3*	4c	14m	Holiday
5.1	Flying Doctor 2*	5c+	20m	Holiday
5.2	Xaveri 3*	7b	22m	Amphitheatre
6.1	Pandora 3*	8a?	25m	Amphitheatre
11.1	God is Lemmy 2*	6a(+)	25m	Amphitheatre
11.2	64 You 1*	6b	25m	Amphitheatre
13.1	Aristocrats 2*	6b+	25m	Infrared Wall
15.1	Test Under Stress	6c	30m	Infrared Wall
25.1	Romance of Stone	6c	28m	Infrared Wall
41.1	Kolhinet Kafhouille 1* 6c+ (Avri Ext)	6c+	30m	

• **SECTOR: KRYPTOS**

A new sector at the upper part of the NE side of Galatiani, 590m, the mountain above Skalia-Arginonta. **Approach:** At Arginonta take the road to Vathy for 2 km; park at a concrete wall with red marks and the letter 'K'. Follow the red marks up and left of the little gully. After 10 min walk up to the base of the cliff then on a good path). Soon after you are under Little Verdon sector. Stay on the path to the long flat pass (at about 450m, you can see a part of Kryptos. Be careful: at the pass the wind can be very strong even if there's no wind on the cliff). At the end of the pass see a letter 'K' on the rock. Go down the couloir on your right for about 40m then follow a ledge (fixed rope) and climb up an easy short pillar, 2b, to arrive at the left side of the cliff (fixed rope). **Walking time:** 1 h 15 min.

More info: <http://climbkalymnos.com/?p=6251>

1	Born to be Wild	6a+	20m	
2	Chiona	6c	25m	
3	Pumuky	7b	25m	
4	Lady Ka-Ka	6a	25m	
5	Dust and Stones	6b+	25m	
5'	Dust and Stones Ext	6b	35m	
6	Mort Subite	6b+	35m	
6'	Mort Subite Ext	7a	35m	
7	Sugarland (Unfinished)	?		
8	Russan Plaquette	6a+	25m	
8'	Russan Plaquette Ext (de-equipped)	7a	35m	
9	Sponge Rock	5c+	15m	
10	G3	6a	15m	
10'	G3 Ext 1	6c	36m	
10''	G3 Ext 2	7a	55 m	
11	Dark Desir	5c	15m	
12	Slide of Life (fixed rope)	6b+	36m	
12'	Slide of Life Ext	6c	55 m	
13	Boneshaker	6b+	36m	
13'	Boneshaker Ext	6c+	55m	
14	Katharos	6a	20 m	
15	Lost World	5b+	30 m	
15'	Lost World Ext	6a+	45 m	
16	Not finished	?		
17	Master of Puppets	7a+	40m	

• **SECTOR: HAUTE GORGE**

New southeast-facing sector to the left of Kryptos. Slab, gray wall.

1	La Rondeue a Desbiens	5c+/6a	28m	
2	Hostie	6a/6a+	25m	
3	Margi's Prattipower	6b/6b+	25m	
4	Silberru Ggamannli	6b/c	25m	
5	Pelztierli	6c/7a	20m	
6	Le Vieux Rom est Amer	6c/6c+	25m	
7	Tabernacle	6b/6b+	28m	
8	A la Wok Bar	6b+/6c	28m	
9	L' eau s, pisje	6c/6c+	28m	

• **SECTOR: ARGINONTA SKYLINE**

Subsectors: Ovoland (Left), Little Verdon (Right)

Above the Red Wall of Arginonta you can see a very long cliff; this is Ovoland and Little Verdon. One path mainly goes along the base of the cliff. **Approach:** at Arginonta take the road to Vathy for 2 km; park at a concrete little wall with red marks and the letter 'K'. Go up following the red marks left of the little gully. After 10 min, walk up at the base of the cliff, then later on the good path (this way starts near the pass of the road to Vathy and goes to Panaghia Galatiani chapel and the top of Galatiani). Soon after, you are near Little Verdon sector. The grey slab Ovoland (Ovomaltine is a famous Swiss chocolate) is left of the big orange overhang. **Walking time:** 30 min.

1	Malista Kyrie	4c+	12m	Ovoland
2	Dirty Free Shop	4c	12m	Ovoland
3	To Salingari	5a	15m	Ovoland
4	David Goes to the Pub	4c+	18m	Ovoland
5	Koukouvas 3*	5b	18m	Ovoland
6	Kraftreaktor	6a	25m	Ovoland
7	Bora Einai	6a+	28m	Ovoland
8	Tha Perasei?	6b	28m	Ovoland
9	Epimetheus	6a+	40m	Ovoland
10	Hero of the Day 3*	6a	40m	Ovoland
11	Mnemosyne	5b	20m	Ovoland
12	Mnemosyne Ext	5c	28m	Ovoland
13	Petrabella	4b	22m	Ovoland
14	Petrabella Ext	5c	30m	Ovoland
15	Odious Guppie 2*	7a+/7b	15m	Little Verdon
16	Tom-Tom Club 1*	6c+/7a	12m	Little Verdon
17	Blame the Machine 3*	8a(+)	30m	Little Verdon
18	Fanny ma Reine 3*	7b+	25m	Little Verdon
19	No Name? 2*	6b	28m	Little Verdon

20	Trou par Trou 3*	6b	28m	Little Verdon
21	Fioca 3*	7a	28m	Little Verdon
22	Duro 3*	7b	28m	Little Verdon
23	Puro 3*	6c	28m	Little Verdon
24	Squal 3*	6c	28m	Little Verdon
25	Riri 3*	6c(+)	28m	Little Verdon
26	Fifi 3*	6b+/c	28m	Little Verdon
27	Loulou 3*	6a(+)	28m	Little Verdon
28	Petra 3*	6b	28m	Little Verdon
29	Filou 2*	6b	20m	Little Verdon
30	Zipfelmütze 1* (Bobble Hat)	6a+	20m	Little Verdon
31	Fillo 2*	5a	25m	Little Verdon

• **SECTOR: LOCAL FREEZER** (page 134)

8.1	Team Sogndal 3* Vertical	7c+	20m	
12	Kalymnos Friends 3*	7b+	20m	
13	Super Tonga 3*	8a+	18m	Tonga Cave
14	Tonga 3*	7b	15m	Tonga Cave
15	Tonge 3*	7a	12m	Tonga Cave
	Merlin 1*	6a+	30m	Highlands

• **SECTOR: SUMMERTIME** (page 138)

More info: <http://climbkalymnos.com/?p=7160>

0.1	7a L'Envers 2*	8b	15m	7a L'Enver Cave
0.2	Project	?	15m	7a L'Enver Cave
0.3	Finally It's Not 7a 2*	8b+	15m	7a L'Enver Cave
0.4	Agrimi 2*	7a+	35m	7a L'Enver Cave
0.5	A Route w/ View 2*	7b	40m	Magoulias Wall
0.6	(No name / start as for Fred then left)	7a	40m	Magoulias Wall
0.7	Fred 3*	6b	30m	Magoulias Wall
1.1	Nikolas Ext 2*	7a+	40m	Magoulias Wall
7.1	K Tsi K 1*	7b+	20m	Magoulias Wall
7.2	?	7c	20m	Magoulias Wall
11.1	Angry Bird 3*	7c+	15m	Magoulias right
11.2	Norwegian Friends 3*	7b+	15m	Magoulias right
14.1	Asterias 2*	4c	35m	
14.2	Ammos 2*	5a	30m	
14.3	Soupia the Great 3*	5c	20m	
14.4	String 3*	5b+	20m	
14.5	Bikini 3*	5b+	20m	
20.1	Sophia 2*	5a+	25m	
26.1	Memories of Dorothy	5b	30m	

• **SECTOR: BIG SHADOW**

This new sector is the big wall above the Kasteli – Arginonta road. Exposure: NE, with a bit of sun in the morning. **Approach:** soon after the big turn of Kasteli / Dolphin Bay sectors, on the right of the road there is a small concrete building. Park and follow the 3 first electric poles and the red marks / cairns, then straight up the left side of the vague ridge; cross a small rock band, then follow small ledges of the left side to the base of Big Shadow. **Walking time:** 50 min. (Some routes start by a short scrambling section. All routes have been made from the bottom).

More info: <http://climbkalymnos.com/?p=5567>

ATTENTION! YELLOW ROUTES. SEE NOTE ON PAGE 1 RE: POTENTIALLY BAD BOLTS.

1	Metralos	6a+	30m	Big Shadow
2	Cacou	6a+	25m	Big Shadow
3	Vicking	6a	25m	Big Shadow
4	Directos	6b	30m	Big Shadow
5	Grim	6b	35m	Big Shadow
6	Grim Ext	6c+	50m	Big Shadow
7	Cosi	7a+	30m	Big Shadow
8	Taupe the Rop	7b	28m	Big Shadow
9	Rappen	7a	20m	Big Shadow

• **DOLPHIN BAY** (page 144)

12.1	Try me 2*	5c	20m
13.1	Lena 3*	6a+	20m

• **SECTOR: NORTH CAPE** (page 154)

ATTENTION! YELLOW ROUTES. SEE NOTE ON PAGE 1 RE: POTENTIALLY BAD BOLTS.

0.1	Ugly	6b	15m	Apollo
6.1	Family	5a	22m	Apollo
6.2	Dad	4c	20m	Apollo
6.3	Mum	4b	20m	Apollo
6.4	Cat	4c	17m	Apollo
6.5	Mouse	4a	21m	Apollo
6.6	Dog 1*	4b	17m	Apollo
6.7	Pig	5a	18m	Apollo
7.1	Petersilie	5c	31m	Peter
10.1	Petrus	6a+	28m	Peter
11.1	Salpeter	7a+/7b	12m	Peter
12.1	Mixed	5c	25m	
12.2	Windy	5b	19m	
12.3	Corner	5b	19m	
16.1	Marshmallow	8a	12m	
19.1	Reize	7a	25m	Left
22:01	Prego 3*	6b+	35m	
25.1	Partiro 3*	7b	25m	
24.1	Leone 2*	6a+	30m	Right
24.2	Iglu 1*	6a+	28m	
25.1	Le Mur d'Epicure	7c	25m	
25.2	Ahimsa	7b+	25m	
25.3	Orca	7b+?	20m	
26.1	Partiro 2*	7b	25m	
34.1	Saglis	8?	12m	Upper Cave
34.2	Mudita	7c+	12m	Upper Cave
37.1	Ren 2*	5b	20m	Upper Cave
37.2	Karibu 1*	6a	21m	Upper Cave
37.3	Beluga 1*	5b	17m	Upper Cave
37.4	Whale 1*	6a	20m	Upper Cave

• **SECTOR: SCHOOL** (page 160)

0.1	Mowgli 2*	5c	30m	Jungle Book
16.1	Liane	6a	32m	Jungle Book
16.2	Teacher	6b+	57m	Right

• **SECTOR: ODYSSEY** (page 164)

3.1	Early Bird 3*	7b+	28m
22.1	Triton 3*	7b+/7c	25m
82.1	The Naughty Nun 2*	4b	20m
82.2	The Verger 2*	3c	20m
82.3	Second Coming 1*	4b	22m
82.4	Altar Boy 1*	5a	18m

• **SECTOR: OCEAN DREAM** (page 176)

15.1	Be Like Water 3*	7c	35m
------	------------------	----	-----

• **SECTOR: OLYMPIC WALL** (page 180)

32.1	Ekaf 1*	7c	30m	Right
32.2	Kafe 1*	7c+	35m	Right

- **SECTOR: ILIADA** (page 184)

Subsector: Emilio | New mini-sector right of Iliada (to the right of route 'Thyme'). More info: <http://climbkalygnos.com/?p=6251>

Subsector: Afghan Corridor

New subsector to the right of Emilio. A bit sharp but very nice routes.

17.1	Demon direct	8/9?	15m	Left
17.2	Demon	8/9?	15m	Left
22.1	Lampetia	6c	20m	
35.1	Penelope 2*	6a+/6b	25m	Right
49.1	FGB (Unfinished)			Emilio
49.2	Unfinished	?		Emilio
49.3	To Kati Alo 3*	5b+	25m	Emilio
49.4	Kapou Kapou 3*	5b	25m	Emilio
49.5	Kapou Kapou Ext	6b+	40m	Emilio
49.6	Ta Leme 3*	5b+	25m	Emilio
49.7	Ta Leme Ext 2*	6a	30m	Emilio
49.8	Emilio 3*	5c+	30m	Emilio
49.9	Marathon	6a	30m	Emilio
49.10	Feideippides	6c	30m	Emilio
49.11	Nenikamen	6c	30m	Emilio
49.12	Zoei	6c 1pa	28m	Emilio
49.13	Panda Hilti	6c	28m	Emilio
49.14	Glyka Maniak	6b+	28m	Emilio
49.15	Babatangi 1*	7a	30m	Afghan Cor.
49.16	Oxus 3*	7c	27m	Afghan Cor.
49.17	Unfinished Project	?		Afghan Cor.
49.18	Kret 3*	7a	25m	Afghan Cor.
49.19	Qala-e-Vust 3*	6c	30m	Afghan Cor.
49.20	Qazi-deh 3*	6b	30m	Afghan Cor.
49.21	Ishkashim 3*	6a+	30m	Afghan Cor.

- **SECTOR: JURASSIC PARK** (page 194)

Cesta do Praveku 2* 7a+ 28m

- **SECTOR: SPARTACUS** (page 198)

3 Stripes 3* 5b 175m Spartacus Far Left

Multipitch (4a 35m, 5a 40m, 5b 30m, 5b 20m, 5c 20m, 5b 30m). Very well-protected. 14 QD. Start just left of sector Spartacus, left of the fence. **Descent:** Go left following the blue points. Easy walking, 30 min. Alternatively, if you have 2X80m ropes go right and abseil over the Grande Grotta.

2X80m ropes mandatory. For experienced climbers only.

More info: <http://climbkalygnos.com/3-stripes-a-nice-easy-new-multipitch-on-kalygnos/>

- **SECTOR: SPARTAN WALL** (page 202)

31.2	Ojos de Brujo 3* (Insomnia 2nd pitch)	8?	20m	
32.1	Motyka Jawa (Girl Ext) 2*	6c+	45m	

- **SECTOR: AFTERNOON** (page 208)

1.1	Spartan Junior 3* (Finger Piercing Ext)	7c	35m	
3.1	The Butcher of Baragwanath 3* 7b (To Deftero Moro Mou Ext)		40m	
6.1	Unfinished 3* (L' Amico Ralph Ext left)	?	70m	
12.1	Skyhedral (Claire Ext) 2* Multipitch (6c 40m, 6a+ 20m).	6c	60m	

- **SECTOR: GRANDE GROTTA** (page 212)

1.1	Zenith 3*	8b+	40m	
-----	-----------	-----	-----	--

- **SECTOR: PANORAMA** (page 220)

5.1	Where is my mind? 2*	7b	28m	
8.1	Carpe Noctem 2*	6c+	20m	
13.1	Kopakabana 3*	7b+	35m	
13.2	Kopakabana Ext 3*	8a+	50m	
13.3	Manou Tchao 3*	7b+/c	40m	
13.1	The Call of the Ktulu 3*	7b+	40m	
39.1	Taka 3*	6c	30 m	
39.2	Arno 1*	5c	35 m	
49	Spacewalk 2*	5b	150m	

- **SECTOR: STANKILL** (page 228)

18'	Zaros extension 3*	6b	40m	Right
-----	--------------------	----	-----	-------

- **SECTOR: IVORY TOWER** (page 232)

9.1	Sunrise (part 1)	7a	27 m	
9.2	Sunrise	7c+	40m	
9.3	Café (part 1)	7a+	27m	
9.4	Café	7c+	40m	

- **SECTOR: KALYDNA** (page 234)

18.1	Sickle Ext 3*	7b	45m	Left Wall
20.1	Golden Oriole 2*	6b+	23m	Left Wall

- **SECTOR: IANNIS** (page 240)

13.1	Adolf in the Bay Ext 2*	7c+	38m	
13.2	To Manna 2*	7c+	20m	
13.3	To Manna Ext 2*	8a	38m	
17.1	Yaka 2*	6b	35 m	

- **SECTOR: POETS** (page 242)

New subsector: Le Cœur d' Arméos | At the far left of Poets just right of Iannis. Climb up a fixed rope and metal steps to a terrace and belay from there.

0.1	Scrogneugneu	6b+	40m	Le Cœur d' Arm..
0.2	Snouf 2*	6c	35m	Le Cœur d' Arm..
0.3	Reste Haut Du Cœur 3* 6b	32m		Le Cœur d' Arm..
0.4	Boubou 3*	6b	32m	Le Cœur d' Arm..
0.5	Y'a Rien au Dessus 6b+	32m		Le Cœur d' Arm..
0.6	Patrick + Bambou 1* 6a+	20m		Le Cœur d' Arm..
0.7	Patrick + Bambou Ext 7a+/7b	40m		Le Cœur d' Arm..
0.8	Extra Tes Restes 3* 6c+	40m		Le Cœur d' Arm..
0.9	Dream Thym	6b+	20m	Le Cœur d' Arm..
0.10	Mytos 2*	6b	42m	Le Cœur d' Arm..
1	Propolis New 3* (rebolted)	6a	70m	Left
1.1	Ates Souhais 2*	5c+	30m	Left
1.2	Ete Indien 2*	6a	30m	Left
6.1	Delicatessen 3*	6c	30m	Left
10.1	Karoubalo 2*	6b	25m	Left
33.1	Troppo 3*	?	32m	White Shark
34.1	Agopuntura 2*	7b+	30m	White Shark

- **SECTOR: ZEUS** (page 248)

10.1	Wild Sport 3*	7c+	32m	
10.2	Dura Lex 3*	7b	25m	

• **SECTOR: GERAKIOS** (page 252)

Subsector: Gerakios Upper Wall | Approach: take the upper Myrties-Masouri road. Park before the first big turn on the right. The cairn (white marker) on the left of the houses is not a good start anymore; go via the right side of the houses & follow the red marks / cairns of the via ferrata. After the little cliff go to the right cave of Gerakios Upper Wall. **Walking time:** 30 min

More info: <http://climbkalymnos.com/?p=6251>

Subsector: 3 ilots | On the right of Gerakios. Not covered here because bolting (and cleaning of loose blocks) is still in progress.

0.1	Drill	6b+	24m	
0.2	Pita-Rita	6a	23m	
0.3	Sharp	6a	24m	
0.4	Needle	6a+	26m	
	Beach House	6c+	25m	
0.5	Climbing House	6a	25m	
3.1	Open Book	6a+	28m	
3.2	Reader	6a	29m	
3.3	Port	5c	23m	
3.4	Losing My Religion 2* 7a	40m		Upper Wall
3.5	Axa 2*	6a+	25m	Upper Wall
3.6	Emi 3*	7a+	28m	Upper Wall
3.7	Tatoo 2*	6b	15m	Upper Wall
3.8	Amra 2*	7b	25m	Upper Wall
3.9	Ergo 3*	7b	25m	Upper Wall
3.10	Zavara Katranemia ♪ 8a	35m		Upper Wall
3.11	Native 1*	5b	15m	Upper Wall
3.12	Lola 3*	6c	35m	Upper Wall
3.13	Voltric 2*	6c+	33m	Upper Wall
3.14	Super Mami 1*	6a	33 m	Upper Wall

• **SECTOR: OURANIA** (page 256)

5.1	Diedre Oublie 3*	6a+	30m	Mystery
10.1	Haralampos 3*	7a	35m	Mystery
11.1	Farapopoulos 3*	6b	35m	Mystery
13.1	Stone Bakery	5a	25m	

• **SECTOR: SYMPLEGADES** (page 260)

27.1	Cleaner	5c	22m	East Face
27.2	Broom	6a	22m	East Face

• **SECTOR: MONASTERY** (page 268)

1.1	Idoufix 2*	6c	30m	
3.1	Bau Bau 2*	6c	25m	
5.1	La Gina 2*	6c+	25m	

• **SECTOR: Saint Photis** (page 270)

Lots of hard new routes and new subsectors left and right.

More info: <http://climbkalymnos.com/?p=6903>

Subsector: View of Chapel St Photis | South-facing wall on the left of the chapel. More info:

<http://climbkalymnos.com/kalymnos-bolting-event-and-list-of-new-rebolted-routes/>

Subsector: Spiders | Peaceful with unique views of the Telendos South Face. **Approach:** Take the path to St Photis. Don't go to the Cave on your left and follow the main path. You will see a cairn and red marks on a path on your left. Follow the red marks to the cliff.

Walking time: 40 min. Exposure: NW. Shade until 16:00-16:30.

0.1	Martin	5c	20m	View of Chapel
0.2	David	6a+	25m	View of Chapel
0.3	Miss Experience	6a+	20m	View of Chapel
0.4	Paul + Paula	6b	22m	View of Chapel
0.5	Supernicki	6a	20m	View of Chapel
0.6	Mareike	6a+	27m	View of Chapel

0.7	Mareike	7b	37m	View of Chapel
0.8	Elisabeth	6a	22m	View of Chapel
0.9	Jux	5c	22m	View of Chapel
0.10	Pik	6b+	22m	View of Chapel
0.11	Faulpelze	6a+	22m	View of Chapel
0.12	B. B.	6b+	38m	View of Chapel
6.1	Anarrihisi	7a	40m	Cave
6.2	To Doraki	7c?	25m	Cave
6.3	Want a Beautiful Life ♪ 8a(+)	25m		Cave
6.4	Unfinished Project ?	35m		Cave
6.5	Beginner Sis ♪	8b	20m	Cave
6.6	Pro Bro ♪	8b+	35m	Cave
	(Beginner Sis Ext)			
6.7	Les Mains Oranges ♪ 8b+	35m		Cave
8.1	Sans Le Figuier	8a+	30m	Cave
	(No Remorse Ext)			
8.2	Bye Bulli ♪	8a+	30m	Cave
8.3	Kardamo	7c+/8a	30m	Cave
9.1	Eftace	7c(+)	25m	
12.1	Cartier Ext	6c+	30m	
13.1	Bim Bam Boom	8a+	25m	
13.2	Ruhetag	8b+	25m	
13.3	Mitsi	7c+/8a?	20m	
13.4	Howl Lala	7b+	25m	
13.5	Boulderaki	7b	15m	
14.1	Oups	7a	27m	
17.1	Speckknödel 2*	5b	20m	
17.2	Iki Kampai 2*	6b+	24m	
17.3	The Story of the TE-6A 1*	6a	28m	Spiders
17.4	Saganaki 2*	6c	25m	Spiders
17.5	La Chute du Calife 2* 7b+	30m		Spiders
17.6	A Mon Etoile 2*	7c	30m	Spiders
17.7	Utopist 3*	7b+	30m	Spiders
17.8	The Dreamer 3*	7c	30m	Spiders
17.9	Afrodiane 1*	7b	18m	Spiders

• **SECTOR: PYTHARI** (page 274)

8.1	Doloma 1*	7c+	30m	Nera
8.2	Pasta	7b+	30m	Nera

• **SECTOR: PSILI RIZA**

Also unofficially known as 'The North Face (TNF) Crag', it was bolted specifically for the 2012 TNF Kalymnos Climbing Festival.

Approach: It is located inland, high above the village of Panormos. From Masouri, take the road to Pothia (the main port). Go past Elies village and the supermarket 'Smalios' on the right. 50m past the supermarket, turn left. Go to the end of the road. Park in front of the monastery (St. Panteleimon). If access through the monastery is open, walk to the end of the road inside and up the steps to the right. Go out through the gate and close it behind you; then follow the trail marked in red paint and cairns. After 30min the uphill trail traverses slightly leftwards and comes to the foot of the massive cliff.

If access through the monastery is closed, start at the parking lot and traverse rightwards around the monastery until you come to the start of the marked trail. **Walking time:** 45-55 min.

More info: <http://climbkalymnos.com/?p=6742>

1	Sunrise	7b+/7c	25m	
2	X Ray	8a/8b	25m	
3	Rewind	8c?	25m	
4	Goofy	7c/8a?	22m	
5	Drill Story	8a?	22m	
6	Tizi	7c	18m	
7	Jonas ♪	8a+	18m	
8	Schatz	7b+/7c	25m	
9	Whit and Whitout	7a+	30m	
10	Matt 1st pitch	6c+	30m	
11	Matt 2nd pitch	6c+	40m	
12	Matt 3rd pitch	6c+	65m	

13	Full	7a+	30m
14	Kurt	6b+	18m
15	Fruit Ninja	8b/+ ?	25m
16	Boboule Barquette	9a+?	25m
17	Early Birds	8b ?	25m
18	Le Vent nous Portera	8b+	25m
19	Sandmann	9a?	27m
20	Cottero	8a+/8b	28m
21	Pumf	8c+?	30m
22	Jeune et Con	8a+/8b	30m
23	Il re della Pioggia	8b+?	25m
24	Sexy Grip	?	25m
25	Melissa	7b+/7c	25m
26	Camilla	6c	23m
27	Cialvrina	6c/6c+	35m
28	Dédé Genère	6b+/6c	40m
29	Ravouette	6b/6b+	35m

• SECTOR: ST. GEORGE

On the southeast tip of the island, a 10-min walk along a trail off the Pothia-Vlichadia road. Short routes and medium quality rock, but some nice views over the islands of Kos and Nisyros and the coast of Turkey. Not the usual high-quality rock of Kalymnos.

More info: <http://climbkalymnos.com/?p=4997>

CB 65	1*	6c+	14m
Hades	1*	6c	12m
Cronus		6a	10m
Rhea		6a+	10m
Nanos	0*	5b	8m
Babis Bar Blue	1*	6b+	18m
Kings of Kalymnos	2*	6a	18m
Greeconomics	1*	6b	18m
Kalymnos Star	1*	6b	16m
Kalymnos Dolphin	1*	5c	16m

• SECTOR: E.T. (page 284)

Subsectors: Koukouvas, E.T. Cave

Koukouvas | About 400m to the left of the main wall, a clean pocketed wall left of the small cave facing north with shade almost all day. **Approach:** A cairned path leads left from near the gate about 100m below the main sector. **Walking time:** 35 min.

E.T. Cave | To the right of the main wall, the cave is in the shade all day and can be reached after a 20-25 minute walk.

More info: <http://climbkalymnos.com/?p=6126>

0.1	Zupp Le Pinguoin	3* 6c	25m	Koukouvas
0.2	Balla Linda	3* 7b+	30m	Koukouvas
	(Zupp Ext)			
0.3	Ouh Punaise	2* 6b+	25m	Koukouvas
0.4	Sylvie	2* 6c	20m	Koukouvas
0.5	Jako	3* 6c	20m	Koukouvas
0.6	Manu	2* 7a	20m	Koukouvas
0.7	Et Defi Fit	3* 6c	20m	Koukouvas
0.8	Titi	3* 6b+	20m	Koukouvas
0.9	Paty Fifty	3* 6b	20m	Koukouvas
0.10	Lin des 100	3* 6b	20m	Koukouvas
0.11	Le Defi a Lisou	3* 6a	17m	Koukouvas
9.1	(Left line- closed project)	3* ?		E.T. Cave
9.2	Megalomania	3* 7b+	14m	E.T. Cave
9.3	Rebellion	3* 8a(+)	18m	E.T. Cave
9.4	Uprising	3* 8b	25m	E.T. Cave
9.5	Tyrant	3* 8a+	25m	E.T. Cave
9.6	Dura Mater	3* 8a(+)	23m	E.T. Cave

• SECTOR: MILIANOS (page 288)

6.1	Karute	6a	25m	Right
-----	--------	----	-----	-------

• SECTOR: JE T'AIME (page 290)

0.1	Amour	5c	21m	Far Left Wall
0.2	Ma Cher	6a+	20m	Far Left Wall
0.3	Amant	2* 6b	21m	Far Left Wall
9.1	Cherry	5b	21m	Left Wall
9.2	French Kiss	5a	27m	Left Wall
9.3	Nice	4c	28m	Left Wall
14.1	Ca Va	6a	20m	Main Wall Right
16.1	Cherry	6a	25m	Main Wall Right
16.2	Phönix	5b	25m	Main Wall Right
16.3	Fritz	6a	25m	Main Wall Right
16.4	Helene	1* 5a	28m	Main Wall Right
20.1	Voila	6c	22m	Main Wall Right
20.2	Lanterne	6b+	24m	Main Wall Right
20.3	Rue	6b	27m	Main Wall Right
20.4	Petit	4b	30m	Far Right Wall
20.5	Affaire	5a	30m	Far Right Wall
20.6	Sinistre	5b	25m	Far Right Wall
20.7	Ami	4b	27m	Far Right Wall
21.1	Magnum Force	4b	33m	Far Right Wall
21.2	Love me	5a/b	35m	Far Right Wall
21.3	Quickie	5a	25m	Far Right Wall
22.1	Rachel	2* 4a	24m	Far Right Wall
22.2	Grumpy Cavemen	1* 3c	20m	Far Right Wall
22.3	The Sound of the Hound	1* 4a	20m	Far Right Wall
25.1	Fortune	6a	30m	Far Right Wall

• SECTOR: JULIAN (page 294)

0.1	Georgos + Katina	5c	16m
-----	------------------	----	-----

• SECTOR: TELENOS - NORTH FACE (page 308)

2	You Crack me up	2* 6b+ obligatory	130m
---	-----------------	-------------------	------

An obvious crack at the North Face of Telendos with an alpine exposed feeling and no Kalymnos-style bolting! Multi-pitch: 6b+ 35m, 6b 25m, 6b+ 30m 6b 20m, 6a+ 20m. Exposure: N

Approach: As from Gelitokit, 50min from the Telendos port.

Descent: A) Walk down 'Wings for Life' descent path (2 hours) or B) Abseil from the rappel route to the right. It is vertical and overhanging. Use auto-block knot and knots at the end of the rope!

• SECTOR: TELENOS - MILTIADIS (page 310)

5.1	Creation 2010	3* 7a	38m	
6.1	Papous kai Yiayia	3* 6c	30m	
6.2	Sebasti	3* 6a	30m	
6.3	Telendos Star	3* 5a	30m	
6.4	Ritaxi Boat	3* 4c	28m	
6.5	Miltos	2* 5a	32m	
6.6	Epetios tou Ókhi	2* 6a	30m	Right
6.7	Papy Rebel	2* 6a	30m	Right
6.8	I Aniksi	2* 5b	30m	Right
6.9	Entre Deux	3* 5c+	25m	Right
6.10	I Dhiakopes	1* 4c	25m	Right
6.11	To Kalokeri	1* 5b	25m	Right
6.12	Hrisostomos	2* 5a	25m	Right
6.13	Pio	2* 5b	25m	Right
6.14	Triti	2* 5b	23m	Right
6.15	Harry Potter	3* 4c	22m	Right
6.16	MILFtiadis	2* 3b	18m	Right
6.17	Vamos a Samos	1* 6c	26m	Right Pillar
6.18	Pythagorio	2* 6a+	26m	Right Pillar
6.19	Oikos	3* 5c	25m	Right Pillar
6.20	Astypalea	2* 5c	25m	Right Pillar
6.21	CVHM	2* 5b	25m	Right Pillar

• **SECTOR: TELENDOS – EROS** (page 312)

9.1	3 llots	6c	30m	
9.2	Eva	6b+	30m	
9.3	The Fight of a Woman	6a+	40m	
9.4	Poka	6b	40m	
9.5	Mignon	6b	40m	
9.6	Grognon	6a+	40m	
9.7	Ninja	6b	40m	
9.8	Il Passatore	6a	40m	
1a	Cratilo	6a+	35m	St Constantinos

• **SECTOR: TELENDOS – IROX** (page 314)

26.1	Memories of Dorothy	5b	30m	
------	---------------------	----	-----	--

• **SECTOR: TELENDOS – PESCATORE** (page 322)

0.1	Vendetta	6b	30m	
0.2	Petrula	6a	35m	
11.1	Adios Chloé	6c	32m	
14.1	Il Y Avait de Laure	3* 8c+?	30m	
	Dans Ma Vie			

• **SECTOR: TELENDOS- LAMBDA**

This new sector offers more than 30 splendid routes in a fantastic setting over the sea. The climbing is very long on vertical and slightly overhanging rock. Even if there are sharp bits, the climbing is mainly on good but well-spaced pockets. **Gear:** 80m rope and 18-24 QDs. Many routes are exactly 40m. **Approach:** from IROX to Pescatore and further along the marked path to the obvious cliff.

Walking time: 25min from IROX.

More info: <http://climbkalymnos.com/?p=6369>

1	KV Brig	1*	5b	15m
2	D'Sezz	1*	5b+	20m
3	Stafel	1*	6b	25m
4	Lambda	♪	6a+	30m
5	Lambda Capital (Lambda Ext)	3*	7a+	50m
6	Hot Chili	♪	5c+	25m
7	Hot Chili Young Love 2* (Hot Chili Ext)		6c+	40m
8	Lava	♪	6a+	30m
9	Eruption (Lava ext.)	♪	7a	50m
10	Meiggeren	2*	6a	30m
11	Aroleid	1*	5c	20m
12	Progressive Rock part.1	♪	6a	30m
13	Progressive Rock part.2	3*	6c	40m
14	Progressive Rock part.3	2*	7b	50m
15	Dom	♪	6b	40m
16	Fiiirhelzer	3*	6b	30m
17	Arbzug	2*	6c	40m
18	Gerwitscht	3*	6c+	40m
19	Chardonnay	3*	7a+	40m
20	El Alamein	♪	6c	40m
21	Marinelli	1*	4b	20m
22	Hotel Simi Basement	2*	4c	20m
23	Hotel Simi	♪	6b+	50m
24	Schwjieschwanz	3*	6a	40m
25	Schwjieschwanz corrected	3*	6b+	50m
26	General	3*	6a+	40m
27	Telendos Star	♪	6b	35m
28	Nordend	2*	6a	30m
29	Flauschi	3*	6b+	30m
30	Rolfi	3*	6a+	30m
31	Hermetje	1*	6b	30m
32	Cresta Rey	2*	5a	20m
33	Barbara	2*	5b	20m

34	Isabel	2*	5b	20m
35	Emilie	2*	5a	20m
36	Eggen	2*	5b	20m
37	Nuria	2*	5c	20m
38	Ze Seewjnen	2*	5b+	20m

• **SECTOR: TELENDOS - SNOW WHITE** (page 326)

12.1	He Kleines	1*	6b	22m
12.2	We love Telendos	1*	6a+	22m
12.3	Donkey Ear	1*	6a	20m

• **SECTOR: TELENDOS- SOUTH FACE** (page 328)

Subsector: Inspiration | With its big arch 100m off the ground, it is certainly one of the most impressive climbing areas on the islands of Kalymnos and Telendos. The view is stunning and there is still a lot of potential for new routes. **Approach:** From Kalymnos take the boat to Telendos. From the village of Telendos, take the path going to Princess Canyon. Turn right 10m after the second door, and follow the yellow marks to the bottom of the crag. **Walking time:** 45 min. (The path is excellent and also a very good walk for non-climbers.) More info: http://www.kalymnosclimbingguide.com/?page_id=5 and <http://climbkalymnos.com/?p=5765>

8.1	De Charybde en Cila	3*	6b+	215m
-----	---------------------	----	-----	------

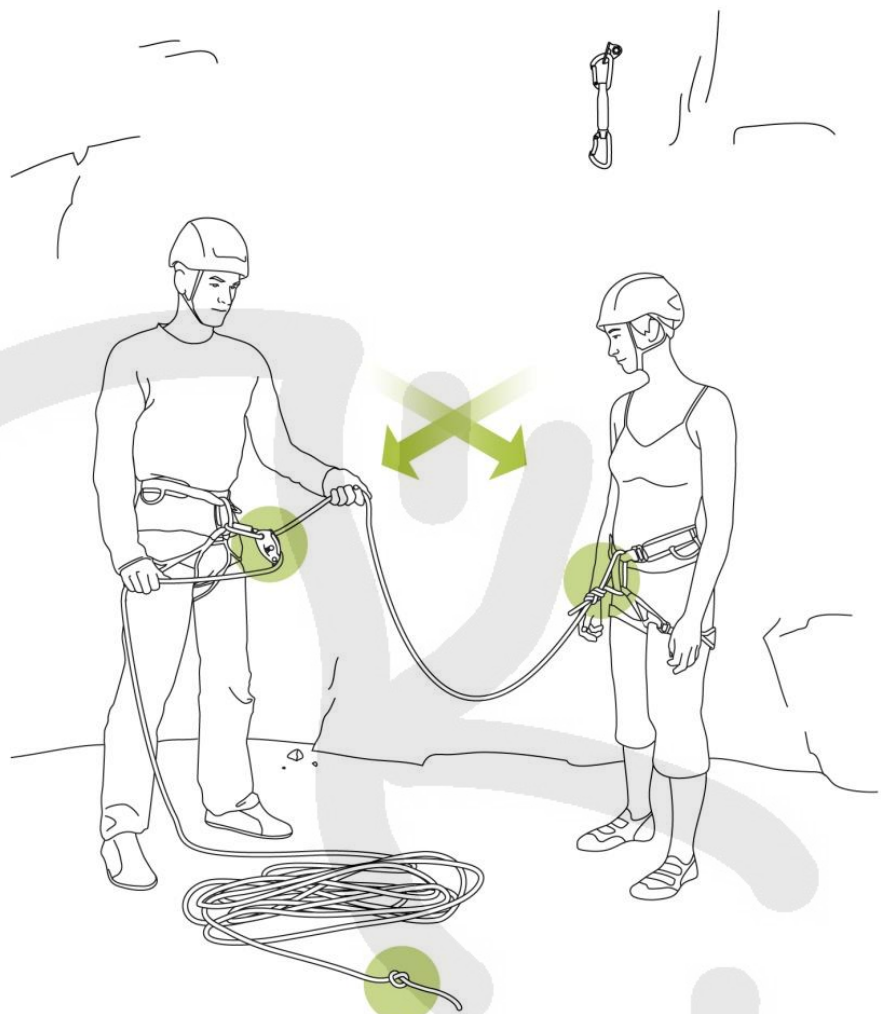
Multipitch (6a 25m 11QD, 6a+ 30m 11 QD, walk 20m 2QD, 6b 35m 14 QD, 6b+ 35m 14 QD, 6b+ 35m 13 QD, 6a 20m 13 QD, 6b 30m 13 QD). More info: <http://climbkalymnos.com/de-charybde-en-cila-another-great-multipitch-on-the-south-face-of-telendos/>

8.2	Cheburaska	♪	6c+	45m	Inspiration
8.3	Inspiration	2*	7b (6c+ obl)	150m	Inspiration
8.4	New Route1 (Insp. ledge)		7b+	40m	Inspiration
8.5	New Route2 (Insp. ledge)		6c+	25m	Inspiration
8.6	New Route 2 Ext (Insp. ledge)		7c+	40m	Inspiration
8.7	New Route 3 (Insp. ledge)		5b	20m	Inspiration
8.8	New Route 4 (Insp. ledge)		5b+	20m	Inspiration
8.9	New Route 4 Ext1 (Insp. ledge)		6b+/6c	40m	Inspiration
8.10	New Route 4 Ext2	3* 7b+		60m	Inspiration
8.11	New Route 5 (Right Cave)		6c	30m	Inspiration
8.12	New Route 6 (Right Cave)		6b+	35m	Inspiration

Partner check: safety check between partners

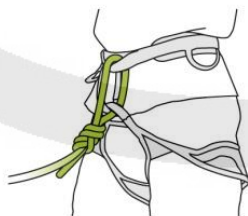
Climbing with zero risk is, of course, impossible. However, learning the right moves, both for climbing and for using the equipment, significantly reduces the risk of accident. But this learning is not everything. Force of habit, over-confidence, and fatigue can all reduce vigilance. For greater security, why not take advantage of the fact that there are usually two climbers? Particularly before really getting started, when the equipment is being put into place.

At the crag, as in the mountains, making it a rule to partner check before leaving the ground will make the climbing more "relaxed".



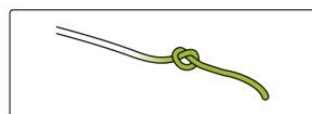
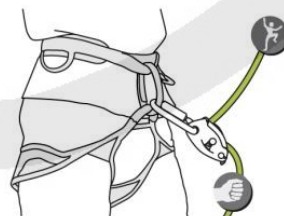
Climber check by belayer:

- Proper tie-in with tight knot



Belayer check by climber:

- Rope positioned correctly in belay device
- Locked carabiner
- Knot tied at end of rope



More information on
equipment use and belaying
at www.petzl.com